



User Fitting Form

www.yourkoalaa.com

Step 1. Take Personal Details

Users Full Name

Email

Phone Number

Fitting Location


Date Of Birth


Gender


Male


Female

Prefer not to say









Above Elbow

Below Elbow

Through Wrist

Partial Hand

Limb History

Amputation

Congenital

Affected Side

Left

Right

Clinicians Details

Clinicians Name

Clinic Name

Email

Phone Number

Step 2. What would you like to do with your Koalaa?

Write down the main activity or task the user would like to achieve with their Koalaa prosthetic

How do you currently find this activity?

Circle the answer that relates to the users current experience with the activity



Impossible



Difficult



Manageable



Easy




Very Easy

Give more details why

Step 3. Take Measurements

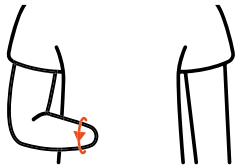
Use the below guide for **below elbow** or **through wrist** limb difference



Measure the circumference of the **widest** part of limb

A


cm



Measure the circumference of the **narrowest** part of limb

B

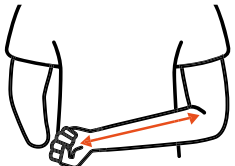
cm



Measure length from **crook of elbow** to **end of limb**

C

cm




Measure length of **opposite arm** from crook of elbow to middle of palm

N

cm

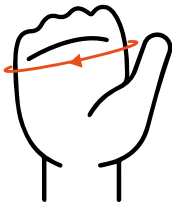
Use the below guide for **partial hand** or **partial finger** wrist limb difference



Measure circumference of **wrist**

X

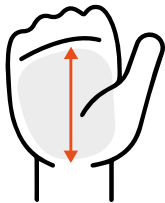
cm



Measure circumference of **palm**

Y

cm



Measure length from **wrist** to **palm**

Z

cm

Are you happy for us to share your data (e.g. photos, videos, quotes and stories) publicly and with our partners?

Yes

No

Step 4. Fit the Koalaa and document items given to the user

Sleeve Type

The ALX Below Elbow / Through Wrist ☐

Full length ☐

Limb length ☐

The Paww Partial Hand / Finger ☐

The Joeyy Under 3's ☐

The Day 1 ALX Post-Op ☐

Sleeve Size

Small ☐

Medium ☐

Large ☐

X-Large ☐

Dock Size *ALX only

Small ☐

Medium ☐

Large ☐

Sleeve Colour


Black ☐


Grey ☐


Pattern ☐


Skin Tone ☐


Tool Choice



The Janet ☐



The Amy ☐



The Rushton ☐



The Sarah ☐



The Grace ☐


The Nicole ☐


The Nicole Pro ☐


The Kitty ☐


The Joanie ☐


Cosmetic Hand ☐

Joeyy Design

Koalaa ☐

Sheep ☐

Dalmatian ☐

Turtle ☐

Bumblebee ☐