



The Day 1 ALX

Fitting Guide



www.yourkoalaa.com



Welcome To Your Day 1 ALX Fitting Kitt

This booklet has all you need to know to fit a Day 1 ALX. You can get in touch with a limb buddy any time if you have any questions or need support with the fitting process at **hi@yourkoalaa.com**

What's In Your Day 1 ALX Fitting Kitt?

The Day 1 ALX is the first of its kind: a soft prosthetic that can be used by amputees just a few hours after surgery.




The ALX Sleeve & Dock

Small, medium & large sleeve and docks



ALX Cover

Small, medium & large Day 1 ALX covers




Magnetic Janet

A multi-functional tool that holds a wide range of items



ALX Adaptor

Turn your dock into a magnetic connection



Fork & Pen

Test out the Janet tool straight away with these accessories



Fitting Tools

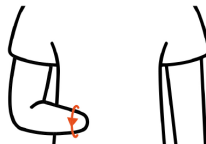
All the tools you need to fit a DAY 1 ALX

The ALX Sizing Guide




A

Measure the circumference of the widest part of limb



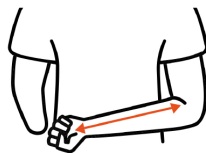
B

Measure the circumference of the narrowest part of limb



C

Measure length from crook of elbow to end of limb



N

Measure length of opposite arm from crook of elbow to middle of palm

Choosing a blank size

Use the following charts to determine the correct size of the blank based on the measurements taken.

Forearm Circumference (**Measurement A**)



Blank Size

14 - 19cm

Small

19 - 25cm

Medium

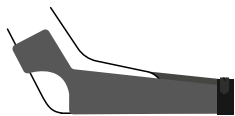
25 - 33cm

Large

33 - 41cm

X-Large

Choosing a blank lenght



Or



Calculate for long sleeve

Use **Measurement N** - 1cm

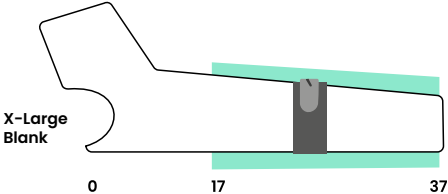
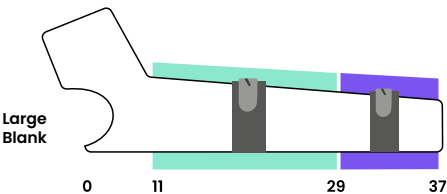
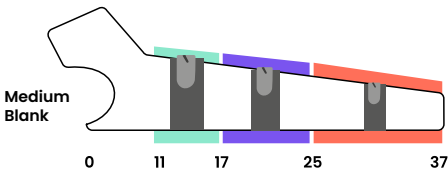
Calculate for short sleeve

Use **Measurement C** + 7cm

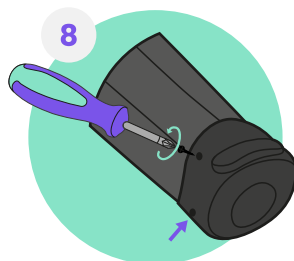
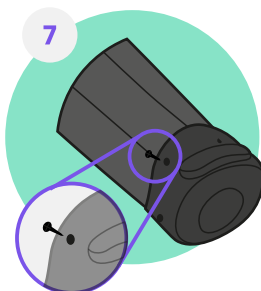

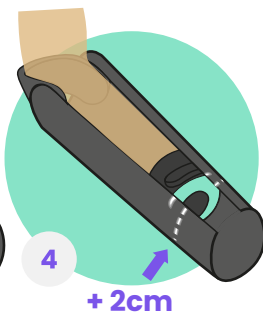
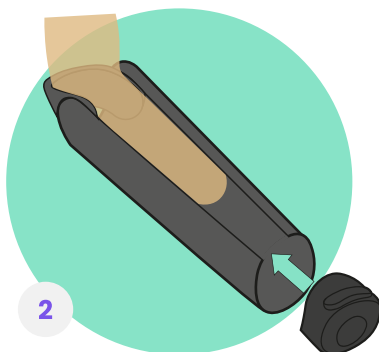
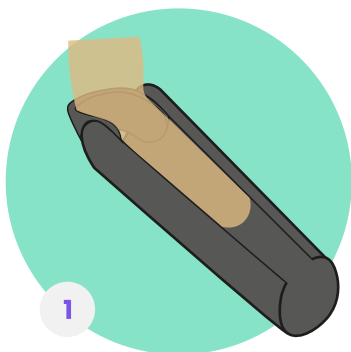
Choosing a dock size

Selecting a dock based on the length of the ALX blank cut to fit the user's limb. Note the blank tapers towards the end to resemble a forearm.

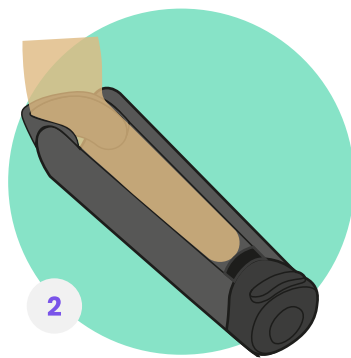
Blank Size	Small Dock	Medium Dock	Large Dock
Small	11 - 31cm		
Medium	25 - 37cm	17 - 25cm	11 - 17 cm
Large		29 - 37cm	11 - 29cm
X-Large			17 - 37cm



Cutting an ALX to length




Add foam padding



Soft Gel

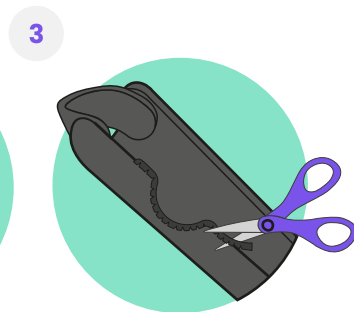
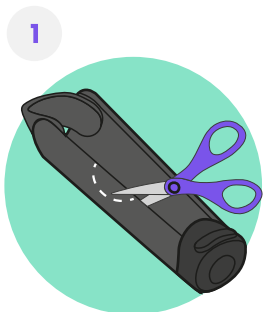


Soft Foam

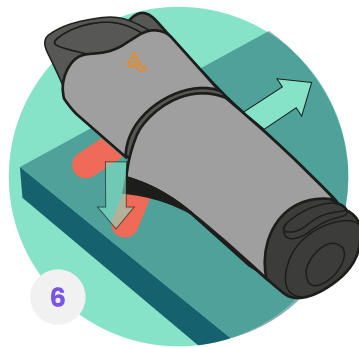
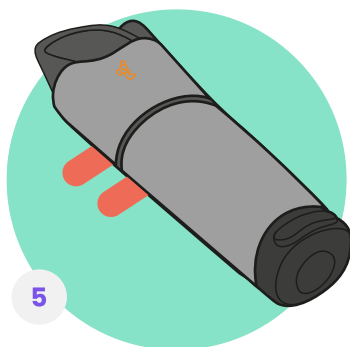
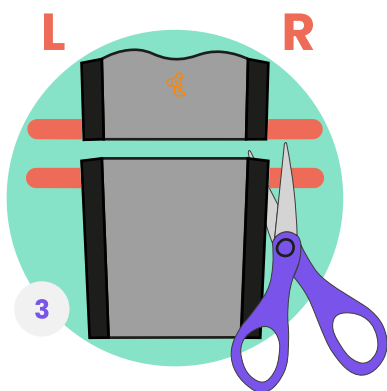
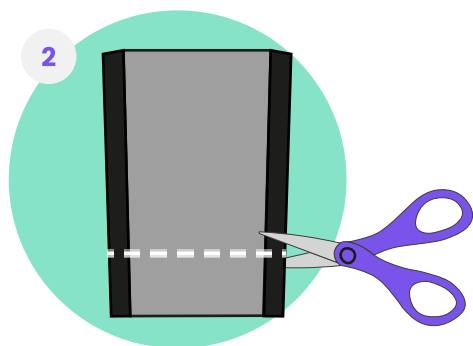
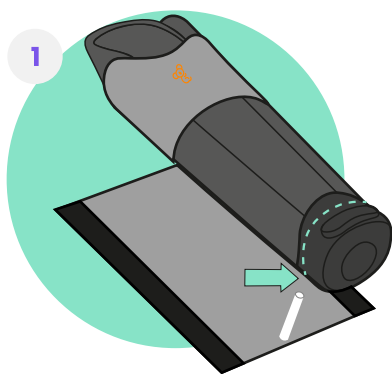


Firm Foam

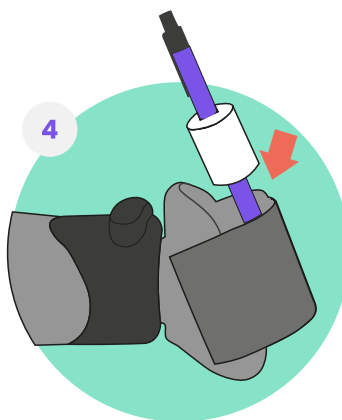
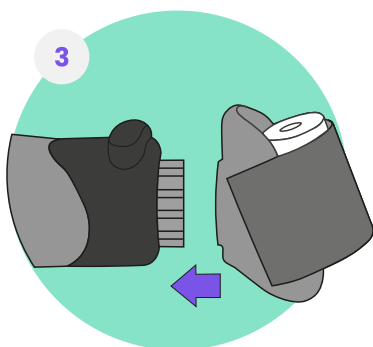
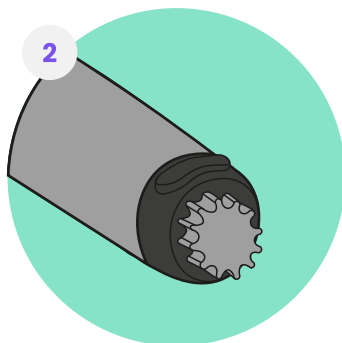
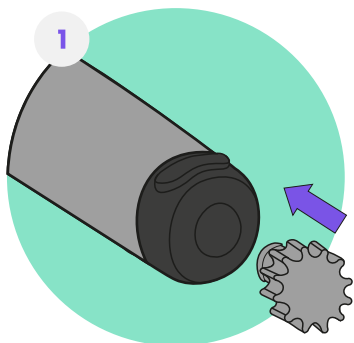
Modify blank to limb



Cut cover to length



Clip in adaptor and tool



Get In Touch

If there are any issues with your ALX sleeve or tools get in touch with a limb buddy directly or contact us at **hi@yourkoalaa.com** and we will do our best to solve any issues, replace the product or offer a full refund.



hi@yourkoalaa.com




+44 (0) 7482 165 098



@koalaacommunity

Digital Guides



Scan Me!

Scan the QR code to find our Koalaa Hub, here you'll find a digital version of all our Koalaa sleeve and user guides for you to use on the go!



The ALX has been awarded the following CE mark:
Medical Device Regulation MDR, EU 2017/745 Regulation

This means it conforms with health, safety and environmental standards for products sold within the European Economics Area.